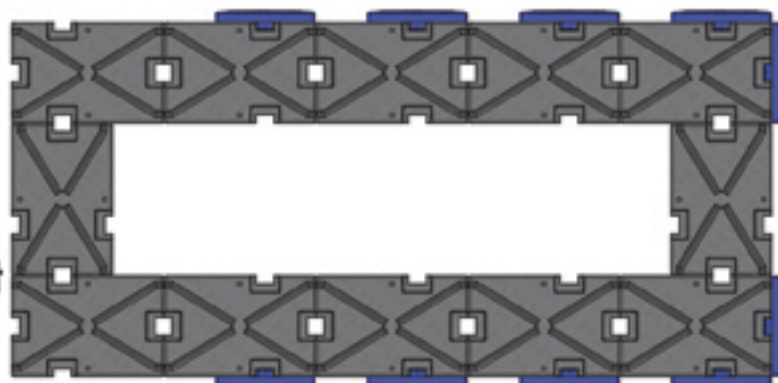


7' X 15' Standard Dock Layout

Step 1
Dock Floats
Float Layout



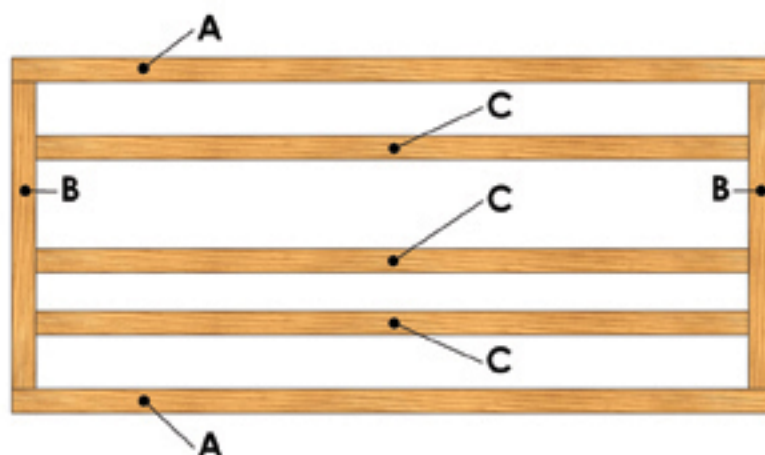
Contents

- 12 Floats
- 10 Bumpers
(Blue / Black)
- 12 Bow Ties
- 14 Half Ties
- 48 Header Blocks
and Bolt Sets

Instructions

Screw Header boards into plastic header blocks on floats, use 4 screws in each header block


Step 2
Header Boards



Header Board Lumber Use
5/4" x 6" (1x6) Deck Boards
Confirm Cut Lengths

- A - 14' 10 1/8" --- 2 pc's
 - B - 6' 1/8" ----- 2 pc's
 - C - 13' 11 1/8" --- 3 pc's
- Confirm Cut Lengths

Step 3
Deck Boards



Deck Board Lumber Use
5/4" x 6" (1x6) Deck Boards
Confirm Cut Lengths

- 6' 11 1/8" --- 32pc's
- Confirm Cut Lengths