


16' X 22' Standard Dock Layout

Step 1

Dock
Floats

Float Layout



Contents

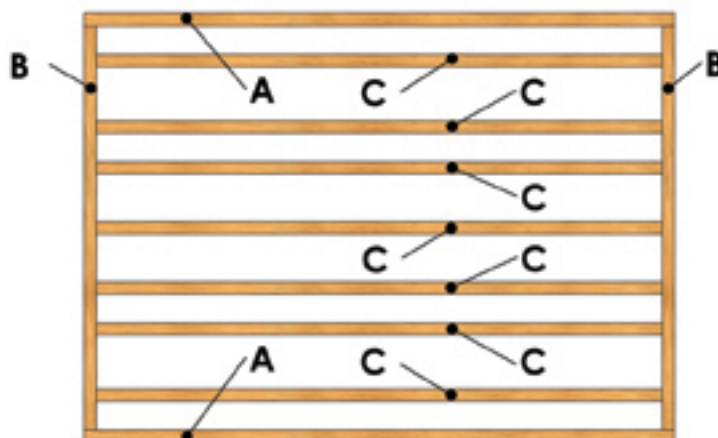
36 Floats
20 Bumpers
(Blue / Black)
38 Bow Ties
48 Half Ties
144 Header Blocks
and Bolt Sets

Instructions

Screw Header boards into plastic header blocks on floats, use 4 screws in each header block

Step 2

Header
Boards




Header Board Lumber Use
5/4" x 6" (1x6) Deck Boards
Confirm Cut Lengths

A - 21' 9 1/4" ----- 2 pc's
B - 14' 11" ----- 2 pc's
C - 20' 10 1/4" --- 7 pc's
Confirm Cut Lengths

Step 3

Deck
Boards



Deck Board Lumber Use
5/4" x 6" (1x6) Deck Boards
Confirm Cut Lengths

15' 10" --- 47 pc's
Confirm Cut Lengths